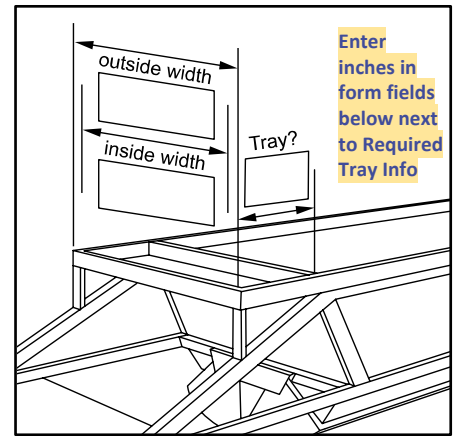




A Clarience Technologies Company

Cable System Specification

Customer:
Trailer#:
PO#:
Date:

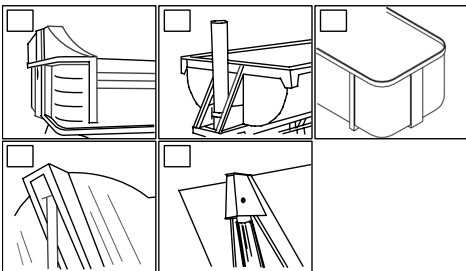


System Type:

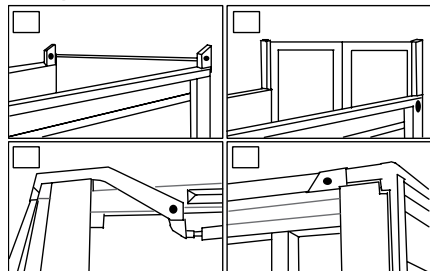
Materials Hauled:

Trailer Details:

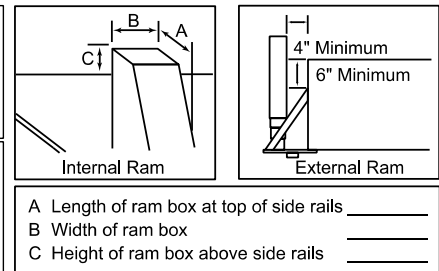
Trailer Front: **Check One**



Tailgate: **Check One**



Ram: **Enter inches for A, B and C**



Trailer Type:	Trailer Front:	Nose Style:
Body Material:	Front Header:	Tailgate Type:
Installing a Tray?	Tray must be blocked to prevent air from getting under tarp!	
Required Tray Info: Tray Width Inside:	Tray Depth* (ft.):	Tray Width Outside:
Trailer Width (inches)		Trailer Length (feet, inches) <i>*Include the Tray Depth in Length to Cover</i>
Front Inside:	Front Outside:	Overall Length:
Rear Inside:	Rear Outside:	Length to Cover*:
Middle Inside:	Middle Outside:	Side Boards:
		Rail Info
		Rail Type:
		Top Rail Width (in.):

Drive & Mounting Details:

Drive Location:	Mounting Front or Side?
Drive Option:	Single Cable Drive Mount Bracket?

Tarp & Bow Details:

Material:	Rear Tarp Panel:
Color:	Tarp Width to ID or OD?
	Bow Height:

Additional Needs:

Plug Set:	Wire:	Volts:
-----------	-------	--------

When completing this specification sheet, please ensure all information is accurate. Any incorrect information provided may result in additional charges for replacement parts or tarps. Because cable system tarps are custom made, they are non-returnable. Complete page 2 of this form for tarp order specifications.



A Clarience Technologies Company

REPLACEMENT TARP FOR CABLE SYSTEMS

Roll-Rite® Cable Tarp Replacement Questionnaire

When completing this specification sheet, please ensure all information is accurate. Any incorrect information provided may result in additional charges for replacement parts or tarps. Because cable system tarps are custom made, they are non-returnable.

Customer:
Trailer#:
PO#:
Date:

1. Inspect Tarp between last two bows and enter Part No. if available: _____

2. Indicate Type of Cable System:

Twin Cable Super Slider Twin Cable Top-Slider

Single Cable Super Slider Single Cable Top-Slider

3. Distance to Cover: From front of rear pulley to where tarp is fastened at front (in inches): _____

4. Tray Info: Does Trailer have a Tray? Yes No

a. Length of Tray (Front to Back in inches) _____

5. Box Dimensions:

a. OD: Front: _____ Center: _____ Rear: _____

b. ID: Front: _____ Center: _____ Rear: _____

6. Bow Information:

a. How Many Bows? _____

b. Rise: 6-inches 12-inches 16-inches Combo

c. Distance Between Bows (in inches): _____

d. Distance Between Front of Tarp to First Bow (in inches): _____

7. Center Line of Left Cable to Center Line of Right Cable: _____

8. Is Existing Tarp Manufactured to Inside or Outside Width? Inside Outside

9. What Type of Tarp Material: Mesh Vinyl Color: _____

10. What Type of Tailgate (Airgate)?

Airgate Combo Top & Side Swing

Top Hinge Center Split

High Lift Side Swing

Raised Hinge

11. Back Flap:

None 14-inch 26-inch with Bungee 30-inch with Bungee Fabric Bonnet